



# Mill Street Elem School

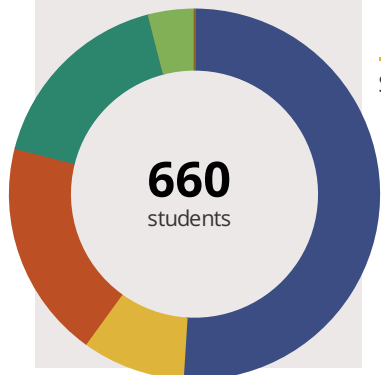
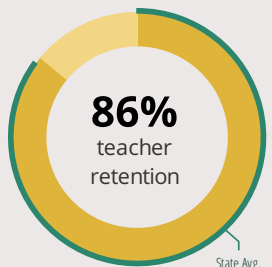
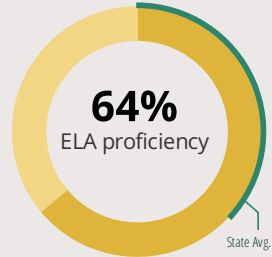
1300 N Mill St Naperville, IL 60563 (630) 420-6353

Grades: K - 5

District: Naperville CUSD 203

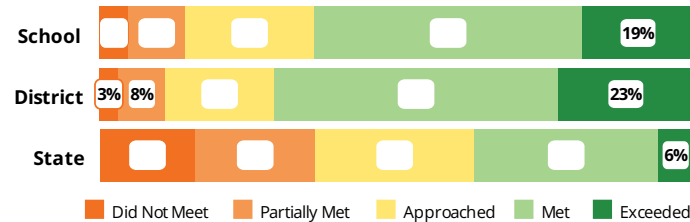
Principal: Ms.Suzanne Salness

Superintendent: Mr.Daniel Bridges



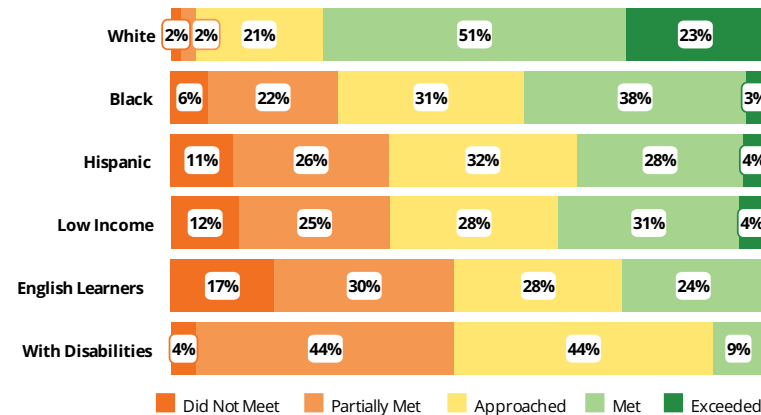
## Academic Success

All Illinois students in grades 3-8 take the PARCC assessment each year. High school students take the SAT in Math and English Language Arts.



## Success by Student Group

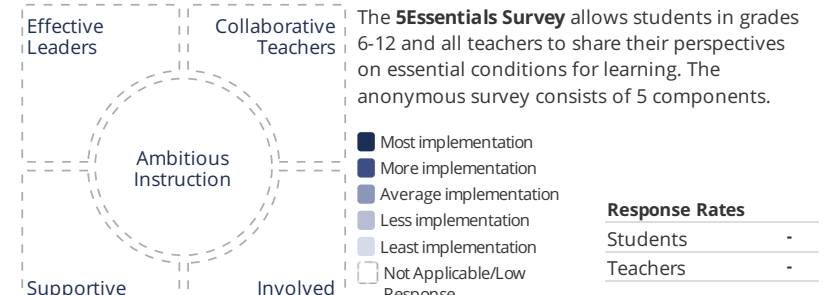
This display shows PARCC ELA performance levels for each student group. No data is shown for groups with fewer than 10 students.



## Student Characteristics

White	51%	Low Income	30%
Black	9%	English Learners	21%
Hispanic	19%	With Disabilities	10%
Asian	17%	Homeless	0%
American Indian	0%		
Two or More Races	4%		
Pacific Islander	0%		

## School Environment



### Response Rates

Students	-
Teachers	-

### Effective Leaders

Do principals and teachers implement a shared vision for success?

### Collaborative Teachers

Do teachers collaborate to promote professional growth?

### Ambitious Instruction

Are the classes challenging and engaging?

### Supportive Environment

Is the school safe, demanding, and supportive?

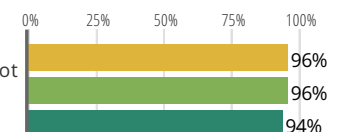
### Involved Families

Does the entire staff build strong external relationships?

## Student Attendance and Mobility


### Attendance Rate

Rate at which students are present at school, not including excused or unexcused absences



### Chronic Truancy Rate

Percentage of students who have been absent without valid reasons for 5% or more of regular school days



### Student Mobility

Percentage of students who transfer in or out of the school during the school year, not including graduates





# Mill Street Elem School

## School Highlights

### Academic Courses

Bilingual Programs/Courses, Bilingual Support, Gifted and Talented Programs, Junior Great Books, Summer School, Title 1 Programs

### Career Development Courses and Programs

### Physical Education, Heath and Wellness

### Athletics

### Other Programs and Activities

Family Nights, Parent Associations

### School Personnel Resources

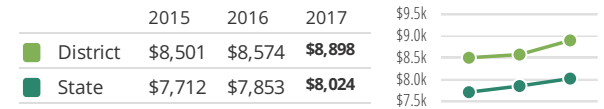
Bilingual Education Teacher, English as a Second Language Teacher, Librarian/Media Specialist, Paraprofessional, Reading Specialist, School Psychologist, School Social Worker, Special Education Teacher, Speech Language Pathologist-non teaching

### School Awards

### Facilities

## District Finance

**Instructional Spending per Pupil** includes only the activities directly dealing with the teaching of students or the interaction between teachers and students.



**Operational Spending per Pupil** includes all costs for overall operations in this school's district, including Instructional Spending, but excluding summer school, adult education, capital expenditures, and long-term debt payments.



## Educator Measures

This school has had **3 principal(s)** over the past 6 years. In the last three years, an average of **86% of teachers** return to this school each year.

## FOR MORE INFORMATION

Visit [IllinoisReportCard.com](http://IllinoisReportCard.com) to see additional details about each item of information for this school. There you will find charts spanning multiple years, detailed explanations, resources, more of the school's programs and activities, and powerful tools that let you dig deeper into data.

Most of this data has been collected by ISBE from school districts through data systems. Some information, such as the School Highlights, is entered directly by principals and can be updated throughout the year.